

CRIME PREVENTION OCCASIONAL BADGE LEADERS' PACK



JOINTLY AUTHORED BY

Dr Leanne Monchuk

(Senior Lecturer in Criminology, University of Huddersfield) &

Chris Joyce


(Force Crime Prevention Officer, West Yorkshire Police)

JOINT COPYRIGHT OF

University of Huddersfield & West Yorkshire Police

For further information, contact Dr Leanne Monchuk

(l.y.monchuk@hud.ac.uk)



PRODUCED IN
PARTNERSHIP WITH

University of
HUDDERSFIELD
Inspiring tomorrow's professionals



**WEST YORKSHIRE
POLICE**



Office of the
**Police & Crime
Commissioner**
West Yorkshire

INTRODUCTION

This Crime Prevention Occasional Badge aims to engage, educate and empower Cub Scouts in relation to the importance of crime prevention – specifically the prevention of domestic burglary and ensuring their safety when online. It also seeks to remind young people how and when to call the police.

Each Cub Pack across West Yorkshire has been provided with a selection of crime prevention resources. These include:

- 1 x blue box containing:
 - ✓ 24 piece jigsaw
 - ✓ Laminated picture of the completed jigsaw (an insecure house)
 - ✓ 'When and How to contact West Yorkshire Police' information leaflet
 - ✓ 'Note to Leaders & Evidence of Activity' leaflet
- 1 x leaders' pack

This pack includes information about the five different activities that need to be completed by each Cub to be awarded the Crime Prevention Occasional Badge. There's also a certificate that you can print and present to them on completion of the activities.

WHAT'S IN THIS PACK?


This pack includes:

- ✓ Details of the 5 activities
- ✓ 5 x worksheets
- ✓ 1 x certificate

All resources can be downloaded at: www.westyorkshire.police.uk/scouts

DELIVERING THE ACTIVITIES

Activities 1, 2, 3 and 5 are to be completed and discussed as a Cub Pack. Activity 4 is for the Cubs to complete at home with their parent/carer and to return the following week to show to a Leader. We've also included ideas for a range of additional activities.



PREVENTION OF DOMESTIC BURGLARY

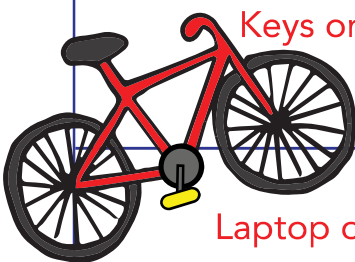
ACTIVITY 1: STOP THE BURGLAR!

- To be completed within the Cub Pack.
- Resources required:
 - ✓ Jigsaw
 - ✓ Laminated picture of the insecure house
 - ✓ 'How can we beat the Burglar' worksheet
- No pre-work required



1. In small groups, or their sixes, run a competition where Cubs suggest names for the Burglar. Cubs vote on the names suggested and the name with the most votes is then used throughout the remainder of the activity.
2. In groups, use the laminated picture of the insecure house to complete the jigsaw. (Alternatively, use print outs of the insecure house).
3. Once the jigsaw has been completed, ask the Cubs to spot what is wrong with the house and how many things the Burglar might like. Cubs should list these insecurities on the 'How can we beat the Burglar' worksheet.
4. For each insecurity, the Cubs should state how the house could be made more secure.
5. There are a total of 16 insecurities shown in the picture. These have been listed below to help you facilitate this activity.

WHAT WOULD THE BURGLAR LIKE?	HOW COULD WE MAKE THIS HOUSE SECURE?
Ladder left out	Lock the ladder in the garage so that the burglar can't use it to help them climb into the open window.
Bicycle on display	Ensure that valuable items are not on display and are securely locked away.
Milk bottles left outside	Left out milk bottles signal the residents could be away away. Ensure deliveries are cancelled.
Post hanging out of letterbox	Ensure that someone collects the post when you're on holiday or have it diverted by Royal Mail if you are away for a long period of time.
Broken light	Ensure that all external lights work and that any broken bulbs are replaced.
Keys on lounge table	Ensure that keys are hidden and not on display. Make sure everyone knows where the house keys are in case they need to leave the property quickly due to an emergency (such as a fire).
Laptop on display	Ensure that laptops and valuables aren't left on display. Don't just hide them under the sofa - the burglar may still be able to see them through the window.



PREVENTION OF DOMESTIC BURGLARY


Door open	Ensure that all doors are closed and locked. Remove the keys from the inside of the door and keep them in a safe place and out of sight from the burglar. Make sure that the keys aren't in easy reach and away from letterboxes and/or cat flaps. Ensure that everyone knows where the house keys are in case they need to leave the property quickly because of an emergency (such as a fire).
Advertising the house is empty via social media	Ensure that you don't advertise your house as empty via posts or photographs etc. Wait until you get home and then upload your holiday snaps! (Prompt a general discussion here about the importance of staying safe online).
Charging plugs on display	Remove and hide charging plugs. Whilst there might not be a device (i.e. a tablet) attached to the end of the charger, it's still a signal to the burglar that there are electronic devices within the house.
Broken alarm	Ensure that the alarm is fixed, in good working condition and is always set – even if you are just going out for a short amount of time.
Open window	Close and lock windows.
Open gate	Close and lock gates. This will help to stop the burglar from getting into the garden and to the rear of the house.
Bin has been left out	Ensure that bins are stored securely. The burglar might use the bin to help them gain access through the insecure window.
Rubbish on display (1)	Packaging should be hidden or taken to the tip. The burglar may look at the packaging to see what things you've bought and it could advertise what's in the house.
Rubbish on display (2)	Ensure that any rubbish doesn't have your name and address on it or other important personal information (such as bank details). Confidential material should be shredded.

PREVENTION OF DOMESTIC BURGLARY

ACTIVITY 2: DESIGNING A CRIME PREVENTION MESSAGE

- To be completed within the Cub pack
- Resources required:
 - ✓ 'My Crime Prevention Message is...' worksheet
 - ✓ Pens and other available craft materials
- Cubs must have completed Activity 1 prior to completing this activity

1. Each Cub will need a copy of the 'My Crime Prevention Message is....' worksheet.
2. They should pick one of the insecurities they identified in Activity 1 (e.g. open door).
3. They should design a crime prevention message that reminds grown-ups/adults to secure their home (e.g. don't forget to close and lock the door!).
4. Encourage each Cub to be as creative as possible and perhaps run a competition for the best crime prevention message.
5. Cubs must then take their crime prevention message home and discuss the content of their message with a parent/carer.
6. The message should be displayed in the Cub's home for 1 week and they should discuss it with any friends and family who visit.



IDEA FOR AN ADDITIONAL ACTIVITY - CREATE AND PERFORM A SHORT PLAY

Cubs create and perform a short play to explain to adults the importance of crime prevention and to present their crime prevention messages. The play should last approximately 10 minutes and be performed to Cub Leaders or during a 'Bring a Parent/Carer night'.

PREVENTION OF DOMESTIC BURGLARY

ACTIVITY 3: CONDUCTING AN 'OUT AND ABOUT ENVIRONMENTAL ASSESSMENT'

- To be completed within the Cub pack
- Resources required:
 - ✓ 'Out and About Environmental Assessment' worksheet
 - ✓ Pens
 - ✓ Clipboard
- Cubs must have completed Activity 1 prior to completing this activity

1. Each Cub will need a copy of the 'Out & About Environmental Assessment' worksheet.
2. Walk around a residential area close to the Cub meeting place and using the worksheet Cubs should see if they can spot any of the insecurities/environmental issues listed.
3. Ensure that the Cubs conduct this assessment from the public highway.
4. Upon returning to the Cub meeting place, as a group discuss what the Cubs found and the ways in which local residents could make the area more secure (i.e. closing windows etc).
5. Ask Cubs to discuss their drawing and why they drew that image.
6. Ask the Cubs what number they would dial if they saw a crime in progress (**Answer:** 999)
7. Ask the Cubs what number they would dial if they saw something suspicious that didn't require an immediate police response (**Answer:** 101).
8. State the importance of contacting the police if they need help and if they are lost or scared, whilst reminding them that the numbers should not be abused.

IDEA FOR AN ADDITIONAL ACTIVITY

During the 'Out and About Environmental Assessment', get Cubs to take photographs of their local environment. These can be printed and displayed a couple of weeks after during a 'Bring a parent/carer night' where the Cubs can present their observations of their local environment to their parents and carers and remind them about their important crime prevention messages.



ONLINE SAFETY

ACTIVITY 4: APP & GAME AWARENESS!

- To be started by each Cub at a Cub meeting and to be completed at home with their parent/carer.

- Resources required:

- ✓ 'App & Game Awareness!' worksheet

- ✓ Paper and pens


- No pre-work required

1. Cubs will need a copy of the 'App & Game Awareness' worksheet.
2. Cubs must list all the apps and games that they're aware of and draw the respective logos.
3. They must then state how many apps and games they use and approximately how many people they follow/follow them/how often they use/play them.
4. They must take this worksheet home, discuss it with their parent/carer and the parent/carer must complete the 'parent/carer' comments.
5. The worksheet must be returned to the Leaders the following week.
6. Encourage parents/carers to engage with this task.



IDEA FOR AN ADDITIONAL ACTIVITY - NSPCC'S SHARE AWARE CAMPAIGN!

1. If you have access to the internet, visit the NSPCC's 'Share Aware' campaign!
2. Visit www.nspcc.org.uk click on the 'Preventing abuse' tab and click on 'Share Aware'.
3. Read and discuss the 'Talk About Their Online World' section.
4. Watch Alex and Lucy's videos (found at the bottom of the webpage).
5. Using the 'Our Online Safety Advice' worksheet, ask Cubs to create a poster outlining the importance of staying safe online.



IDEA FOR AN ADDITIONAL ACTIVITY - HOLD A BRING A PARENT/CARER NIGHT!

1. In the preceding week, run a creative craft session where Cubs design large posters depicting the logos of the apps/games they use. Leaders should assist Cubs with their posters and informally discuss their use of the apps/games.
2. Display the posters on walls at the 'Bring a Parent/Carer Night' and provide Cubs and parents/carers with a set of Post-It notes (one colour for Cubs, another for parents/carers).
3. Cubs to visit each poster with their parent/carer and affix a Post-It note to posters depicting apps/games that they use/play and a sentence to say why they use it. Encourage Cubs to discuss each app/game with their parent/carer.
4. Ask each parent/carer to write on their Post-It note whether they knew of the app/game and if their child used it. At the end, count how many apps/games the Cubs use and why they use them.
5. Provide parents/carers with advice on Online Safety.

WHEN AND HOW TO CONTACT THE POLICE

ACTIVITY 5: "HELLO, WEST YORKSHIRE POLICE"

- To be completed within the Cub Pack

- Resources required:

For the game:

- ✓ Paper
- ✓ Pens
- ✓ Sellotape/blu-tack

For the riddle/rhyme:

- ✓ Paper
- ✓ Pens

- No pre-work required
- Refer to the 'When and How to Contact West Yorkshire Police' information leaflet to assist you with this activity.

1. Start this activity by asking the Cubs the following two questions:

Q: What number do you call if you need to contact the police:

- In an emergency (Answer: **999**)
- In a non-emergency (Answer: **101**)

2. Play a game! Within the room, create three stations. Clearly signpost each station as either: 'Call 999; 'Call 101' and 'You don't need to call the police'. Read out the following scenarios (ensure you mix them up) and ask the Cubs to decide if it's 999, 101 or not a police matter.



EXAMPLES OF 999 CALLS	EXAMPLES OF 101 CALLS	NOT A POLICE MATTER
"I've just seen a car accident and people are injured."	"My bicycle has been stolen over the weekend."	"I want to report that my TV isn't working."
"I can see someone being attacked."	"Someone has caused damage to my car door."	"I want to complain about the burger I just bought."
"Someone is trying to break into my house."	"My neighbours keep banging and shouting."	"There's a fly in my bedroom."
"There is someone in my shop stealing things."	"I think someone's been using my address to order expensive items"	"My cat has eaten my goldfish."
"There are lots of people fighting outside a pub."	"I've not seen my friend in a couple of days and their house is in darkness."	"My sister won't turn the TV down."

3. After playing the game, ask Cubs to create and perform a riddle or a rap to help remember the difference between 999 and 101.

- If you have access to the internet, facilitate this activity by listening to real life calls made to the police. Visit www.westyorkshire.police.uk/scouts for further information.

WORKSHEETS AND CERTIFICATE

THE FOLLOWING PAGES INCLUDE THE WORKSHEETS REQUIRED TO COMPLETE THE ACTIVITIES. THERE'S ALSO A CERTIFICATE TO PRINT OFF AND PRESENT TO ALL CUBS WHO SUCCESSFULLY COMPLETE THE ACTIVITIES.



YAY! WE'RE ON HOLIDAY
#EMPTYHOUSE



PRODUCED IN PARTNERSHIP WITH

University of
Huddersfield
Inspiring tomorrow's professionals



WEST YORKSHIRE
POLICE




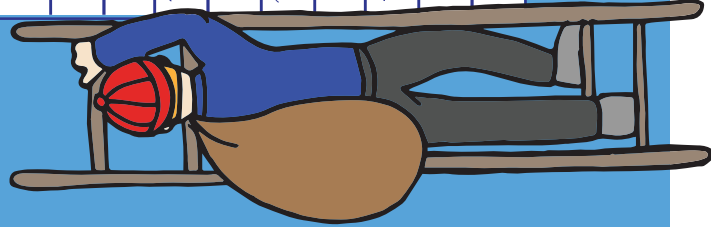
Office of the
Police & Crime
Commissioner
West Yorkshire

HOW CAN WE BEAT THE BURGLAR?

WHAT DO YOU THINK THE BURGLAR MIGHT LIKE?

HOW COULD WE MAKE THIS HOUSE SECURE?

- 1
- 2
- 3
- 4
- 5
- 6
- 7
- 8
- 9
- 10
- 11
- 12
- 13
- 14
- 15
- 16



PRODUCED IN
PARTNERSHIP WITH

University of
HUDDERSFIELD
Inspiring tomorrow's professionals




WEST YORKSHIRE
POLICE



Office of the
**Police & Crime
Commissioner**
West Yorkshire

MY CRIME PREVENTION MESSAGE IS:

A large, empty rectangular box with a blue border, intended for writing a crime prevention message.



PRODUCED IN
PARTNERSHIP WITH

University of
HUDDERSFIELD
Inspiring tomorrow's professionals




WEST YORKSHIRE
POLICE



Office of the
**Police & Crime
Commissioner**
West Yorkshire

OUT AND ABOUT ENVIRONMENTAL ASSESSMENT

HOW MANY OF THE FOLLOWING THINGS CAN YOU SPOT IN YOUR LOCAL NEIGHBOURHOOD?



CAN YOU SEE?

YES/NO

HOW MANY TIMES HAVE YOU SEEN THIS?

ANY LADDERS OR TOOLS LEFT AROUND?

ANY POST HANGING OUT OF PEOPLE'S LETTERBOXES?

BROKEN STREET OR HOUSE LIGHTS?

ANY FRONT OR SIDE GATES THAT HAVE BEEN LEFT OPEN?

ANY OPEN HOUSE WINDOWS?



AN ALARM BOX?

A NEIGHBOURHOOD WATCH SIGN?
(CLUE: THIS MIGHT BE ON A LAMPOST)

ANY GRAFFITI?


ANY LITTER?

ANY BROKEN GLASS?



Draw a picture of something you've seen whilst out and about and that you think a burglar might like. Show this picture to your Leader and other Cubs when you return to your Cub meeting place and describe how it could be made more secure!

- What number would you call if you saw a crime in progress? Answer: ___ ___ ___
- What number would you call if you need to contact the police, but it's not an emergency? Answer: ___ ___ ___



APP AND GAME AWARENESS

WHAT APPS AND GAMES DO YOU KNOW ABOUT? WHAT APPS DO YOU USE? WHAT GAMES DO YOU PLAY? FILL IN THIS SHEET AND THEN TAKE IT HOME TO SHOW YOUR PARENT/CARER. HOW MANY APPS AND GAMES THAT YOU USE DO THEY KNOW ABOUT? (WE'VE DONE THE FIRST ONE FOR YOU TO HELP YOU!)



NAME OF APP /GAME	DO YOU USE THIS APP/GAME?	WHAT DO YOU USE IT FOR?	HOW MANY TIMES A WEEK DO YOU USE IT?	WHAT IS ITS LOGO? DRAW IT BELOW	HOW OLD SHOULD YOU BE TO USE IT?	PARENT/ CARER: DID YOU KNOW YOUR CHILD USED THIS APP/GAME?
Facebook	Yes	Sharing photos				Yes/No
						Yes/No
						Yes/No
						Yes/No
						Yes/No
						Yes/No

PARENTS/CARERS — PLEASE ANSWER THE FOLLOWING QUESTIONS TO COMPLETE THIS WORKSHEET

Q: WERE YOU AWARE OF ALL THE APPS/GAMES YOUR CHILD USES? YES/NO

Q: HOW COULD YOU ENGAGE MORE WITH YOUR CHILD/CHILDREN WHEN THEY'RE USING THE APPS/GAMES?

OUR ONLINE SAFETY ADVICE

IT IS IMPORTANT THAT EVERYONE STAYS SAFE WHEN THEY ARE ONLINE!
THIS IS OUR ONLINE SAFETY ADVICE TO ADULTS AND YOUNG PEOPLE:



CRIME PREVENTION OCCASIONAL BADGE CERTIFICATE

THIS CERTIFICATE CONFIRMS THAT:

.....

SUCCESSFULLY COMPLETED ALL THE ACTIVITIES
REQUIRED TO OBTAIN THE CRIME PREVENTION OCCASIONAL BADGE

DATE: SIGNED:

PRODUCED IN
PARTNERSHIP WITH

University of
Huddersfield
Inspiring tomorrow's professionals



Office of the
**Police & Crime
Commissioner**
West Yorkshire